


# *SQL: Queries, Constraints, Triggers Part 1*

## Chapter 5.1-5.4






# *Structured Query Language (SQL)*

---

- ❖ Introduced in 1974 by IBM
- ❖ “De facto” standard db query language
- ❖ Caveats
  - Standard has evolved (major revisions in 1992 and 1999)
  - Semantics and Syntax may vary slightly among DBMS implementations



## *“Baby” Example Instances*


- ❖ We will start with these instances of the Sailors and Reserves relations in our examples.
- ❖ If the key for the Reserves relation contained only the attributes *sid* and *bid*, how would the semantics differ?

### *Sailors:*

<u>sid</u>	sname	rating	age
22	dustin	7	45.0
31	lubber	8	55.5
58	rusty	10	35.0

### *Reserves:*


<u>sid</u>	<u>bid</u>	<u>day</u>
22	101	10/10/96
58	103	11/12/96



# Basic SQL Query


SELECT	[DISTINCT] <i>target-list</i>
FROM	<i>relation-list</i>
WHERE	<i>qualification</i>

- ❖ *target-list* A list of attributes of relations in *relation-list*
- ❖ *relation-list* A list of relation names (possibly with a *range-variable* after each name).
- ❖ *qualification* Comparisons (Attr *op* const or Attr1 *op* Attr2, where *op* is one of  $<, >, =, \leq, \geq, \neq$ ) combined using AND, OR and NOT.
- ❖ **DISTINCT** is an optional keyword indicating that the answer should not contain duplicates. Default is that duplicates are not eliminated!



# Conceptual Evaluation Strategy


- ❖ Semantics of an SQL query defined in terms of the following *conceptual evaluation strategy*:
  - Compute the cross-product of the *relation-list*.
  - Select ( $\sigma$ ) tuples if they satisfy *qualifications*.
  - Project ( $\pi$ ) attributes that in the *target-list*.
  - If **DISTINCT** is specified, eliminate duplicate rows.
- ❖ This strategy is probably the least efficient way to compute a query! An optimizer will find more efficient strategies to compute *the same answers*.



# *Example of Conceptual Evaluation*

```
SELECT S.sname  
FROM   Sailors S, Reserves R  
WHERE  S.sid=R.sid AND R.bid=103
```

(sid)	sname	rating	age	(sid)	bid	day
22	dustin	7	45.0	22	101	10/10/96
22	dustin	7	45.0	58	103	11/12/96
31	lubber	8	55.5	22	101	10/10/96
31	lubber	8	55.5	58	103	11/12/96
58	rusty	10	35.0	22	101	10/10/96
58	rusty	10	35.0	58	103	11/12/96



# *A Note on Range Variables*

- ❖ Really needed only if the same relation appears twice in the FROM clause. The previous query can also be written as:

```
SELECT S.sname  
FROM   Sailors S, Reserves R  
WHERE  S.sid=R.sid AND bid=103
```

OR

```
SELECT sname  
FROM   Sailors, Reserves  
WHERE  Sailors.sid=Reserves.sid  
       AND bid=103
```


*It is good style,  
however, to use  
range variables  
always!*



*Find sailors who've reserved at least one boat*

```
SELECT S.sid  
FROM Sailors S, Reserves R  
WHERE S.sid=R.sid
```


- ❖ Would adding DISTINCT to this query make a difference?
- ❖ What is the effect of replacing *S.sid* by *S.sname* in the SELECT clause? Would adding DISTINCT to this variant of the query make a difference?



# *Expressions and Strings*

```
SELECT S.age, S.age-5 AS age1, 2*S.age AS age2
FROM   Sailors S
WHERE  S.sname LIKE '_us%'
```

- ❖ Illustrates use of arithmetic expressions and string pattern matching: *Find triples (of ages of sailors and two fields defined by expressions) for sailors whose names begin and end with B and contain at least three characters.*
- ❖ **AS** renames fields ( $\rho$ ) in result. (Some SQL implementations allow the use of '*newalias=expr*' as well)
- ❖ **LIKE** is used for string matching. “**\_**” stands for any one character and “**%**” stands for 0 or more arbitrary characters.



# More Examples

## ❖ “Infant” Sailors/Reserves/Boats instance

Sailors:

sid	sname	rating	age
22	Dustin	7	45.0
29	Brutus	1	33.0
31	Lubber	8	55.5
32	Andy	8	25.5
58	Rusty	10	35.0
64	Horatio	7	35.0
71	Zorba	10	16.0
74	Horatio	9	35.0
85	Art	3	25.5
95	Bob	3	63.5

Reserves:


sid	bid	day
22	101	10/10/98
22	102	10/10/98
22	103	10/8/98
22	104	10/7/98
31	102	11/10/98
31	103	11/6/98
31	104	11/12/98
64	101	9/5/98
64	102	9/8/98
74	103	9/8/98

Boats:

bid	bname	color
101	Interlake	blue
102	Interlake	red
103	Clipper	green
104	Marine	red



## *Find sid's of sailors who've reserved a red or a green boat*



- ❖ Two approaches
- ❖ If we replace **OR** by **AND** in the first version, what do we get?
- ❖ **UNION**: Can be used to compute the union of any two *union-compatible* sets of tuples (which are themselves the result of SQL queries).
- ❖ Also available: **EXCEPT** (What do we get if we replace **UNION** by **EXCEPT**?)

```
SELECT DISTINCT S.sid
FROM Sailors S, Boats B, Reserves R
WHERE S.sid=R.sid AND R.bid=B.bid
      AND (B.color="red" OR B.color="green")
```


```
SELECT S.sid
FROM Sailors S, Boats B, Reserves R
WHERE S.sid=R.sid AND R.bid=B.bid
      AND B.color="red"
```

**UNION**

```
SELECT S.sid
FROM Sailors S, Boats B, Reserves R
WHERE S.sid=R.sid AND R.bid=B.bid
      AND B.color="green"
```



## *Find sid's of sailors who've reserved a red and a green boat*



- ❖ Solution 1: Multiple instantiation of the same relation in the relation-list using another variable
- ❖ Solution 2: **INTERSECT**:  
Can be used to compute the intersection of any two *union-compatible* sets of tuples.
- ❖ Contrast symmetry of the UNION and INTERSECT queries with the first version.

```
SELECT DISTINCT S.sid
FROM Sailors S, Boats B1, Reserves R1,
      Boats B2, Reserves R2
WHERE S.sid=R1.sid AND R1.bid=B1.bid
      AND S.sid=R2.sid AND R2.bid=B2.bid
      AND (B1.color="red" AND B2.color="green")
```

```
SELECT S.sid
FROM Sailors S, Boats B, Reserves R
WHERE S.sid=R.sid AND R.bid=B.bid
      AND B.color="red"
```

```
INTERSECT
SELECT S.sid
FROM Sailors S, Boats B, Reserves R
WHERE S.sid=R.sid AND R.bid=B.bid
      AND B.color="green"
```



# Nested Queries


*Find names of sailors who've never reserved boat #103:*

```
SELECT S.sid, S.sname  
FROM Sailors S  
WHERE S.sid NOT IN (SELECT DISTINCT R.sid  
                    FROM Reserves R  
                    WHERE R.bid=103)
```

- ❖ *A very powerful feature of SQL: a WHERE clause can itself contain an SQL query! (Actually, so can FROM and HAVING clauses.)*
- ❖ *To find sailors who've reserved #103, use IN.*
- ❖ *To understand semantics of nested queries, think of a nested loops evaluation: For each Sailors tuple, check the qualification by computing the subquery.*



# Nested Queries with Correlation




*Find names of sailors who've reserved any boat:*

```
SELECT S.sname
FROM Sailors S
WHERE EXISTS (SELECT *
              FROM Reserves R
              WHERE S.sid=R.sid)
```

Correlation is when inner SELECTs  
reference relation variables of  
outer SELECTs




- ❖ **EXISTS** is another set comparison operator, like **IN**.
- ❖ Illustrates why, in general, a subquery must be re-evaluated for each Sailors tuple.



## *More on Set-Comparison Operators*

- ❖ We've already seen IN, EXISTS and UNIQUE. Can also use NOT IN, NOT EXISTS and NOT UNIQUE.
- ❖ Also available: *op* ANY, *op* ALL, *op* IN >, <, =, ≥, ≤, ≠
- ❖ Find sailors whose rating is greater than that of some sailor called Horatio:

```
SELECT *  
FROM Sailors S  
WHERE S.rating > ANY (SELECT S2.rating  
                      FROM Sailors S2  
                      WHERE S2.sname='Horatio')
```



## Rewriting *INTERSECT* Queries Using *IN*


*Find sid's of sailors who've reserved both a red and a green boat:*

```
SELECT S.sid
FROM Sailors S, Boats B, Reserves R
WHERE S.sid=R.sid AND R.bid=B.bid AND B.color='red'
      AND S.sid IN (SELECT S2.sid
                    FROM Sailors S2, Boats B2, Reserves R2
                    WHERE S2.sid=R2.sid AND R2.bid=B2.bid
                      AND B2.color='green')
```

- ❖ Similarly, *EXCEPT* queries re-written using *NOT IN*.
- ❖ To find *names* (not *sid's*) of Sailors who've reserved both red and green boats, just replace *S.sid* by *S.sname* in *SELECT* clause. (What about *INTERSECT* query?)



# Division in SQL



Find sailors who've reserved all boats.

❖ The hard way, without (1)  
EXCEPT:

(2) SELECT S.sname  
FROM Sailors S  
WHERE NOT EXISTS  
(SELECT B.bid  
FROM Boats B

WHERE NOT EXISTS ( SELECT R.bid  
FROM Reserves R  
WHERE R.bid=B.bid  
AND R.sid=S.sid))

*Sailors S such that ...  
there is no boat B without ...  
a Reserves tuple showing S reserved B*

```
SELECT S.sname  
FROM Sailors S  
WHERE NOT EXISTS
```


```
(SELECT B.bid  
FROM Boats B
```

*All  
boats*

```
EXCEPT
```

*Boats  
reserved  
by a given  
Sailor*

```
SELECT R.bid  
FROM Reserves R  
WHERE R.sid=S.sid)
```



## *Next Time*

---

- ❖ We've covered the portion of SQL that has the same power as relation algebra
- ❖ Next time we will consider some important extensions, that cannot be expressed in relational algebra, but are nonetheless useful tools for and a natural additions to query specification